

On the Map

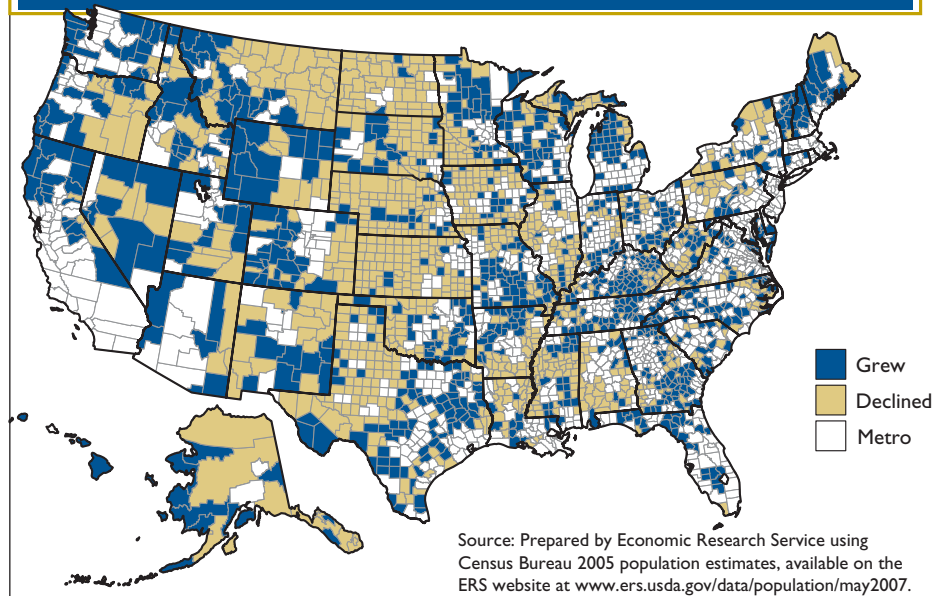
Originally published Vol. 4, Issue 3 (June 2006)

Nonmetro county population change, 2000-05: Half grew, half declined

In the first half of the current decade, nonmetro America was almost evenly split between counties that grew in population (1,024) and those that declined (1,027). Declining counties contain only 34 percent of all nonmetro residents, however, because most are sparsely settled. Therefore, despite declining population in so many counties, total nonmetro population grew by 1.1 million from April 2000 to July 2005, to a total of 49.9 million.

Calvin L. Beale, cbeale@ers.usda.gov

Direction of nonmetro county population change, 2000-05



In the Long Run

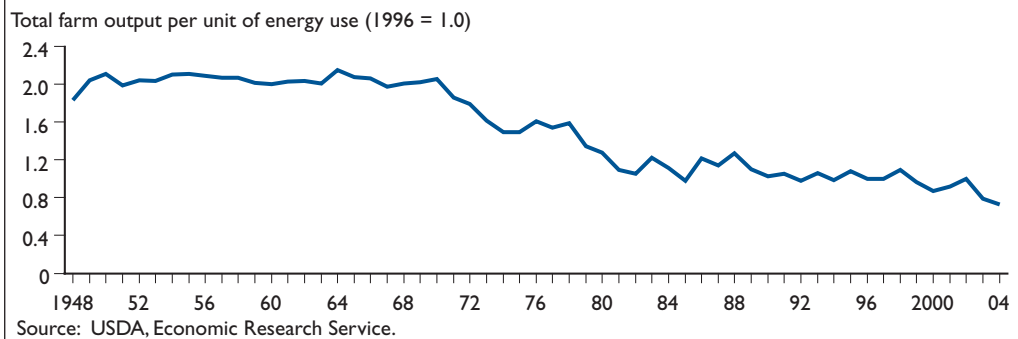
Originally published Vol. 4, Issue 2 (April 2006)—updated May 2007

Farm output is up but energy intensity is down

Energy intensity reflects the total amount of energy used in the production of output. Since 1973, farm output has grown 63 percent while energy consumption declined 26 percent. The decline in energy intensity is the result of improved machinery and equipment, enhanced energy efficiency, and changes in the commodities produced.

Robbin Shoemaker
robbins@ers.usda.gov

Energy intensity in U.S. agriculture has declined over time due to energy efficiency gains and changes in commodities produced, 1948-2004



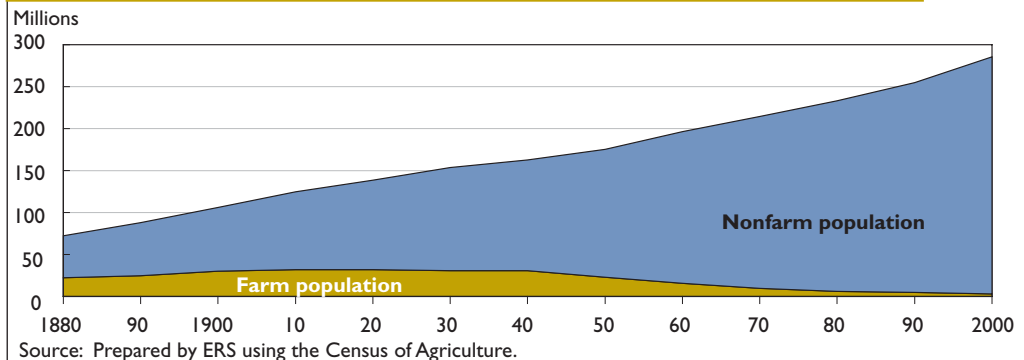
Farm population as a share of total U.S. population

Farm population has fallen steadily as a share of total U.S. population for more than a century. Less than half the U.S. population has lived on farms since these data were first collected in 1880.

Carolyn Dimitri
cdimitri@ers.usda.gov

Anne Effland
aeffland@ers.usda.gov

Farm population has decreased steadily



Originally published Vol. 3, Issue 3 (June 2005)